

# TOYOTA LAND CRUISER



PRODUCT GUIDE

Effective from January 2026



# LAND CRUISER

## BACK TO ITS ROOTS

The legend is back, reimagined for today. Inspired by its iconic heritage, the Land Cruiser blends emotional, timeless design with modern innovation. Its mild hybrid diesel powertrain delivers refined efficiency and advanced technology without compromising legendary capability.

Scan the **QR code** to learn more about the Land Cruiser.



ALL IMAGES CONTAINED IN THIS DOCUMENT ARE FOR ILLUSTRATIVE PURPOSES ONLY. LOCAL SPECIFICATION MAY VARY.



# SPECIFICATION



# LAND CRUISER



## SAFETY

### Toyota Safety Sense TSS3

- Supplement Restraint System (SRS) airbags
- Pre-Collision System with Intersection Collision Avoidance support
- Pre-Collision System with Pedestrian (Day & Night) & Cyclist & motorbike (Day) Detection
- Pre-collision system enhanced with Emergency Steering Assist
- Front-to-front oncoming car & motorbike (Day) detection on pre-collision system
- Emergency Driving Stop System (EDSS)
- Proactive Driving Assist (PDA)
- Emergency Steering Assist on Pre-Collision system
- Tyre Pressure Warning System (TPWS)
- Active Traction Control (A-TRC)
- Vehicle Stability Control (VSC)
- Hill-start Assist Control (HAC)
- Downhill Assist Control (DAC)
- Driver Monitor Camera (DMC)
- Trailer Sway Control (TSC)
- Blind Spot Monitor (BSM)
- Road Sign Assist (RSA)
- Lane Trace Assist (LTA)
- Brake Assist (BA)
- eCall emergency call system
- Adaptive Cruise Control
- Crawl Control
- Immobiliser
- Intrusion Alarm
- Safe Exit Assist

## CONVENIENCE

- Dual-zone climate control
- Front power windows
- Illuminated entry system
- Boot 220V / 100W power outlet
- Rear 12V power outlet
- Smart entry & start
- Cup holders – 4 x front
- Opening window on rear tailgate
- Power back door
- Front & Rear parking sensors
- Electronic parking brake
- Rain sensor
- Electrochromatic rear-view mirror

## AUDIO & NAV

- 9" Touchscreen Toyota Touch® 3 multimedia system
- Bluetooth® hands-free system
- Wireless Smartphone Integration with Apple CarPlay™ \* & wireless Android Auto™
- 6 speakers
- Voice recognition
- USB Connector (5x – Type C)

## EXTERIOR & VISABILITY

- Towing hook
- Side Steps
- Mud guards
- Shark-fin antenna
- Power-adjustable door mirrors with auto-fold
- Rear-view camera with washer
- Projector LED headlamps
- Follow-me-home headlights
- Front + Rear fog lamps (LED)
- Rear Brake light (LED)
- Daytime running lights (LED)
- Dusk sensor
- Console Box

## SEATS

- 2 seats
- 8 way power-adjustable driver seat
- Manually-adjustable passenger seat
- Front ventilated seats
- Front heated seats
- Synthetic black leather upholstery

## TECHNICAL SPECIFICATION

- HP **205**
- CO<sup>2</sup> Combined (WLTP) **281g/km**
- Fuel Consumption Combined (WLTP) **10.7l/100km**
- Commercial Road Tax **€333**
- Braked Towing **3500 kg**
- Powertrain **48v Mild Hybrid**
- Transmission **8SP Auto**

## INTERIOR & INSTRUMENTATION

- 3-spoke leather steering wheel
- 7" Coloured TFT information display
- 3 Mode Sport Driving Dial


### MyToyota

- Digital key
- Remote door lock
- Remote air conditioning system

## WHEELS

- 18" dark grey alloy wheels (6-double-spoke)
- Full size spare wheel

\* Apple CarPlay is a trademark of Apple Inc.





# LAND CRUISER EXTERIOR COLOURS

## MONOTONE



Pure White  
(040) \*

Astral Black  
(202) \*

Dark Grey  
(1L7) \*



Attitude Black  
(218) \*\*

Avantgarde Bronze  
(4V8) \*\*

Pearl Ice White  
(089) \*\*\*

Solid\*  
Metallic\*\*  
Pearlescent\*\*\*



# LAND CRUISER

# INTERIOR TRIMS



The Land Cruiser grade comes exclusively in black. All grades feature a unified black instrument panel, delivering a fresh and modern look.



Black synthetic leather (EA20) (Landcruiser)  
\*Image is for illustrative purposes only



# LAND CRUISER

## KEY ACCESSORIES

### LAND CRUISER



#### WIND DEFLECTORS

Wind deflectors are ideal if you like to drive with the windows open. They are custom designed to match the aerodynamic contours of your vehicle and work by diverting air flow to ensure that you and your passengers are not troubled by excessive wind movement and noise



#### RUBBER FLOOR MATS

Genuine tailored fit rubber floor mats help protect your carpets against the very worst conditions. They are impervious to dirt, mud and water and can be removed for easy cleaning.



#### TOWING HITCH

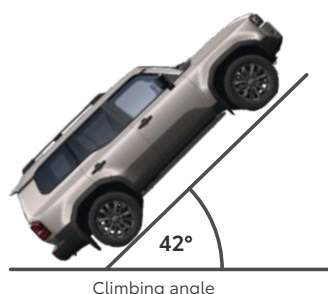

A genuine Toyota towbar provides a strong towing capability and is designed specifically for your vehicle

Scan the QR Code for more information on accessories.





# PERFORMANCE AND EFFICIENCY



Climbing angle



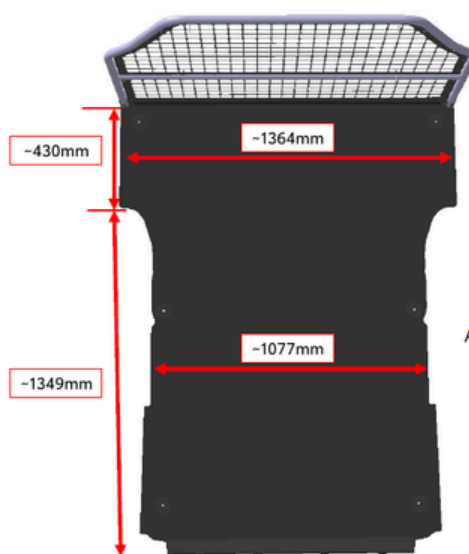
Approach, ramp break-over and departure angles



Wading depth



Limit angle of vehicle roll-over



Loading area information  
Approx. Volume of loading area =  
2000 litres

\* Dimensions shown are from the N1 Commercial kit, interior dimensions will vary





# PERFORMANCE AND EFFICIENCY

DIMENSIONS	Land Cruiser
LENGTH (mm)	4925
WIDTH (mm)	1980
HEIGHT (mm)	1925
WHEELBASE (mm)	2850
MAX BOOT CAPACITY (l)	2000
OVERHANG FRONT (mm)	935
OVERHANG REAR (mm)	1140
APPROACH ANGLE (°)	31
RAMP BREAK-OVER ANGLE (°)	25
DEPARTURE ANGLE (°)	22
GROUND CLEARANCE (mm)	205.3
WADING DEPTH (mm)	700
LIMIT ANGLE OF VEHICLE ROLL-OVER (°)	44
CLIMBING ANGLE (°)	42

STEERING	Land Cruiser
TURNS (LOCK TO LOCK)	3.24
MINIMUM TURNING RADIUS (TYRES) (m)	6
MINIMUM TURNING RADIUS (WALL) (m)	6.4





# PERFORMANCE AND EFFICIENCY

PERFORMANCE	Land Cruiser
ENGINE (cc)	2.8 Diesel (2755)
ACCELERATION 0-100 km/h (s)	12.3
MAX POWER (hp)	205
MAX TORQUE (Nm @ rpm)	500 @ 1600-2800
MAX POWER (kW @ rpm)	151 @ 3400

EMISSIONS & FUEL	Land Cruiser
CO2 (g/km)	281
FUEL (l/100km COMBINED)	10.7
NITROGEN OXIDES (NOx)	26.8

WEIGHTS & TOWING CAPACITY	Land Cruiser
KERB WEIGHT (kg)	2400-2490
GROSS VEHICLE WEIGHT (kg)	3130
TOWING CAPACITY (kg)	3500
AXLE CAPACITY FRONT (kg)	1605
AXLE CAPACITY REAR (kg)	1860






# ALWAYS ON THE GO, ALWAYS CONNECTED

The intelligent cockpit keeps everything in sync between your vehicle and smartphone. The MyToyota App, designed to enhance the driving experience, opens up a world of connectivity.

Depending on the model, the MyToyota App provides a suite of services that enable you to heat and cool your car using your smartphone, receive real-time updates, view trip history, and access to coaching features aimed at optimizing your driving performance, ensuring you get the most from your Toyota.

Scan the QR code to learn more about the MyToyota App.







# TOYOTA SAFETY SENSE

Toyota Safety Sense features a set of five active technologies with the ultimate goal being to reduce traffic accidents as much as possible, helping to create a safer driving environment for everyone, while supporting you in your daily journey.



## **Pre-Collision System**

Recognizes a potential head-on impact and a wide range of objects in the car's path, including pedestrians, cyclists and motorcycles.



## **Lane Departure Alert**

The lane-centring function will alert the driver if the vehicle starts to deviate from it's lane.



## **Automatic High Beam**

Designed to optimise visibility during night driving by automatically switching between high and low beam for oncoming vehicles and leading traffic



## **Road Sign Assist**

Monitors the road signs ahead, displaying useful information such as the current speed limit.



## **Adaptive Cruise Control**

Drivers can choose their cruising speed at a pre-set distance from the vehicle in front. If this distance falls, the system will reduce it's speed.

Scan the QR Code to learn more about Toyota Safety Sense!





# MANUFACTURER'S WARRANTY

For peace of mind Toyota manufacturer's warranty ensures that every trip runs smoothly with:



## **Manufacturer Warranty**

- 3yrs/100,000km - Manufacturers Warranty
- 3yrs/unlimited mileage - Surface Rust/Paintwork
- 12yrs/unlimited mileage - Corrosion Perforation



## **Roadside Assistance**

3 years of roadside assistance with Toyota Eurocare in the case of:

- |                        |                         |
|------------------------|-------------------------|
| • Mechanical breakdown | • Flat battery          |
| • Accident             | • Flat Tyre             |
| • No fuel              | • Key lost if locked in |

Call Toyota Eurocare on 1800-741-700 or from abroad +353 1 6193640


For further warranty details or recovery services contact your local Toyota Dealer.











**BUILT FOR A BETTER WORLD**

To the best of our knowledge, all information in this product guide is correct at the time of going to print. Details of specifications and equipment provided in this product guide are subject to local conditions and requirements and may, therefore, vary from models available in your area. Please enquire with your local dealer for details on your local specifications and equipment. Vehicle body colours may differ slightly from the printed photographs in this Product Guide. Toyota Ireland reserves the right to alter any details of specifications and equipment without prior notice. © 2026 by Toyota Ireland. No part of this publication may in any way be reproduced without the prior written approval of Toyota Ireland.