



MYT APP – REMOTE CONTROLS

CAR STATUS & NOTIFICATIONS



LOCK/UNLOCK

MODELS SUPPORTED

- ✓ Yaris Cross
- ✓ Aygo X
- ✓ Yaris Model Year 21
- ✓ Toyota bZ4X



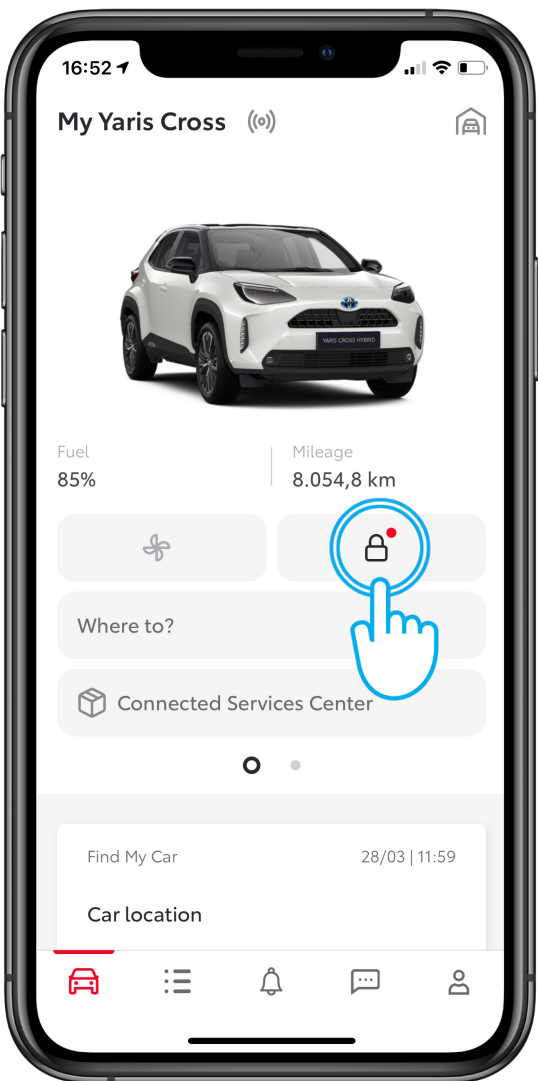
CAR STATUS



ENTRY POINT

There are 2 entry points to the car status:

1. The user taps on the Forgotten Notification



2. The Car Section screen (homescreen of the MyT/LL app)



FORGOTTEN NOTIFICATIONS



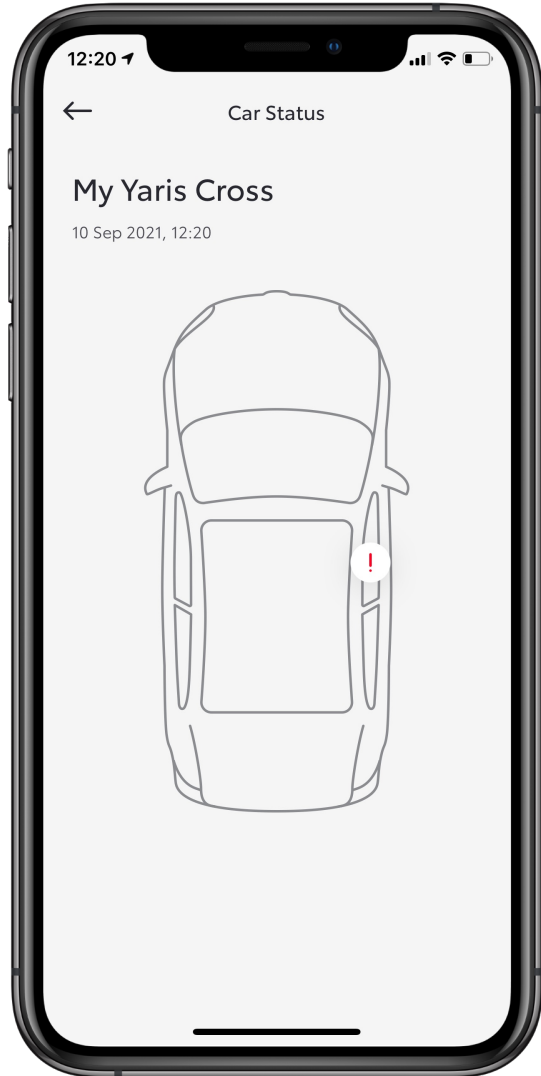
4-8 minutes after the ignition off, the user will receive a push notification to remind him/her if anything is out of the ordinary with the status of the car.



When the user taps on the push notification, he/she is presented with the Car Protect screen with an overview of the items that are in the "warning" state.



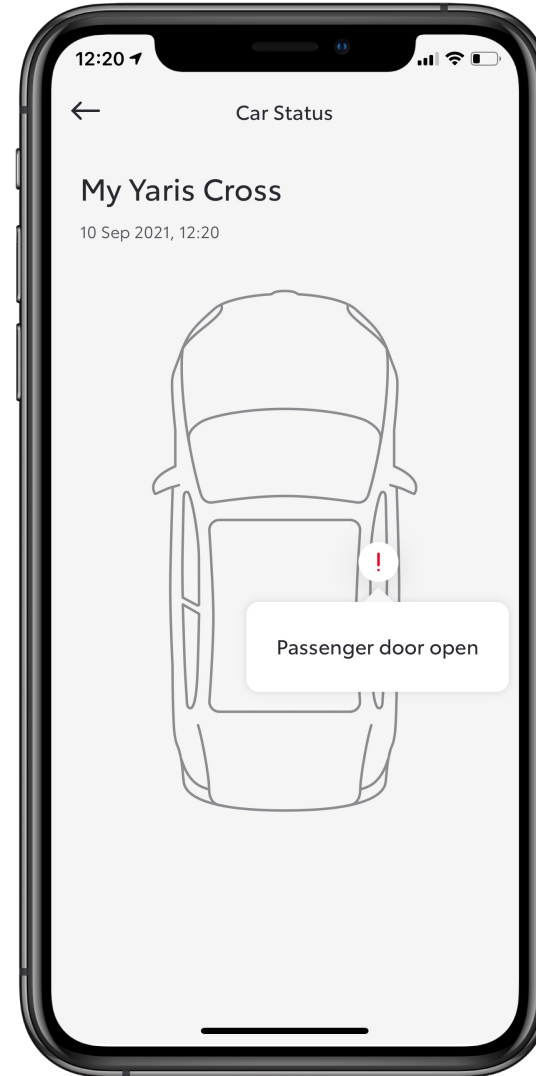
CAR STATUS



STEP 1

There are 2 entry points to the car status:

1. The user taps on the Forgotten Notification
2. The Car Section screen (homescreen of the MyT/LL app)

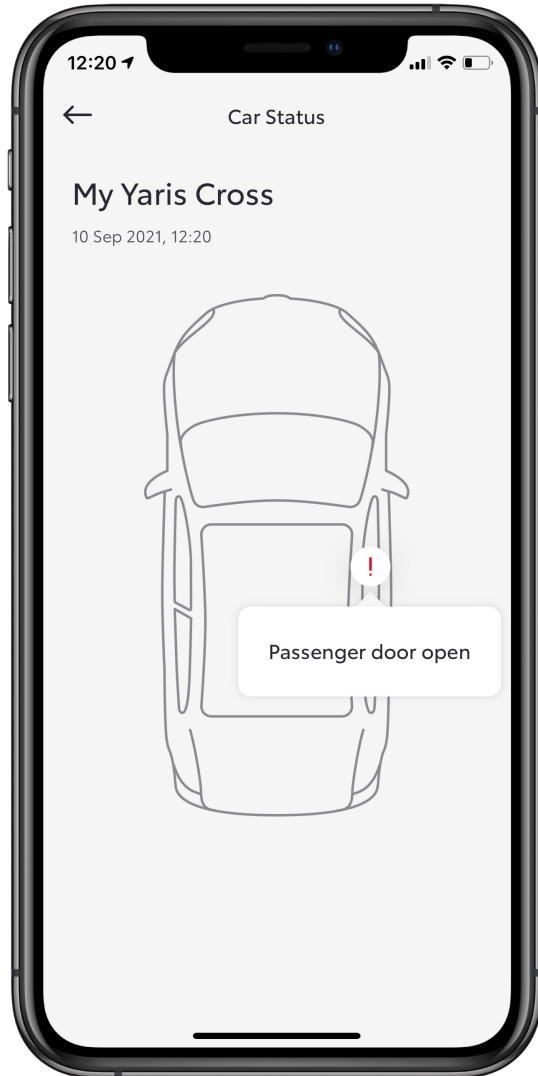


STEP 2

The user can tap on the pictogram to see if there is one or multiple issues with a single item.

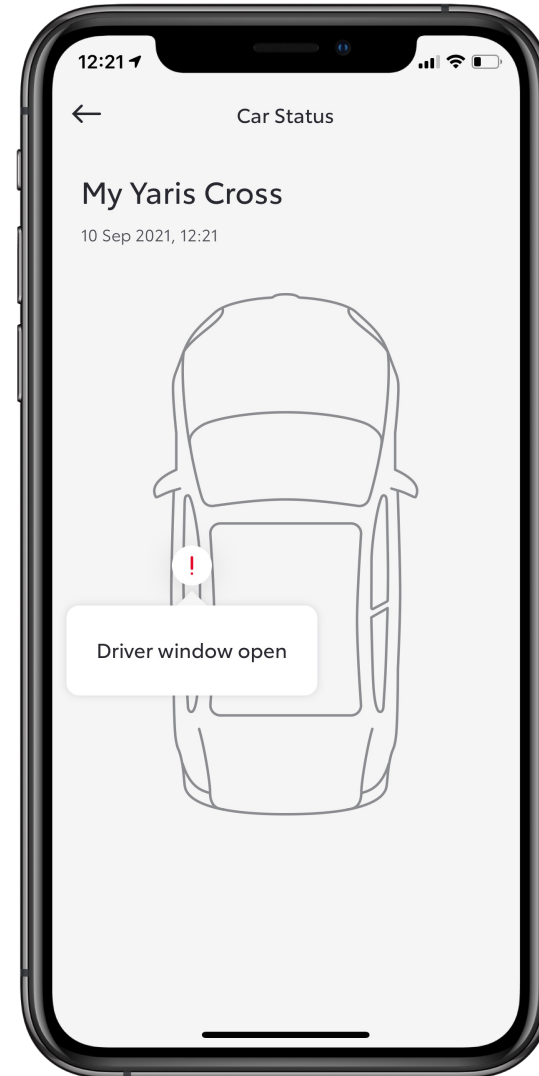


CAR STATUS



WHAT CAN WE TRACK (if available)?

- Doors
- Windows
- Slide roof
- Boot
- Lights
- Smart Key

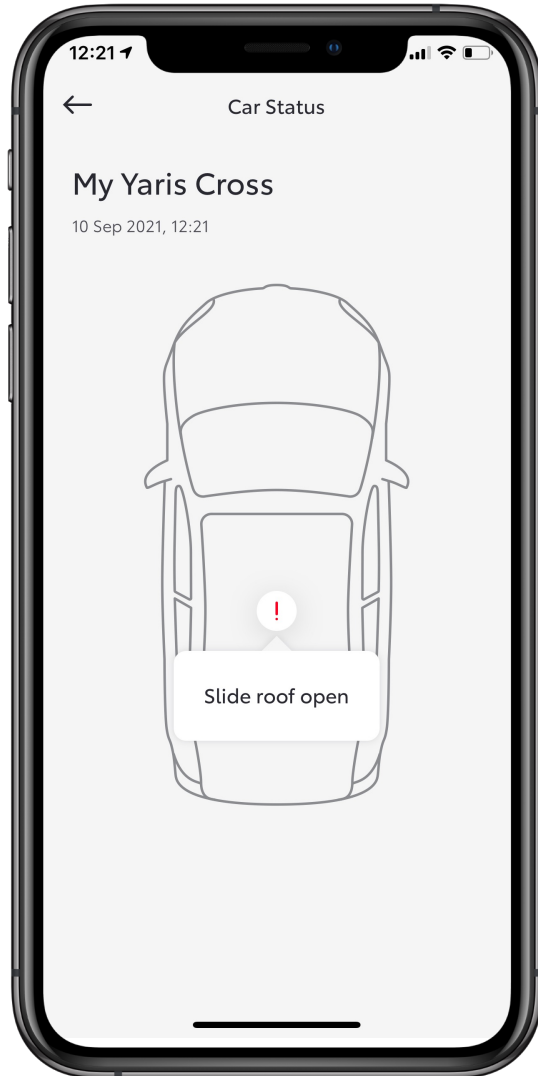


WHAT CAN WE TRACK (if available)?

- Doors
- Windows
- Slide roof
- Boot
- Lights
- Smart Key

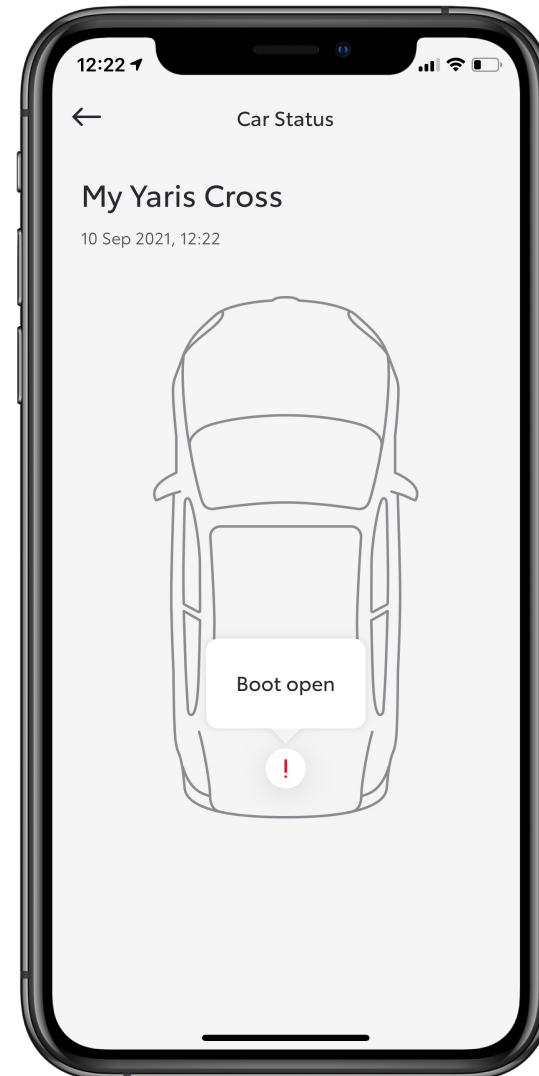


CAR STATUS



WHAT CAN WE TRACK (if available)?

- Doors
- Windows
- **Slide roof**
- Boot
- Lights
- Smart Key

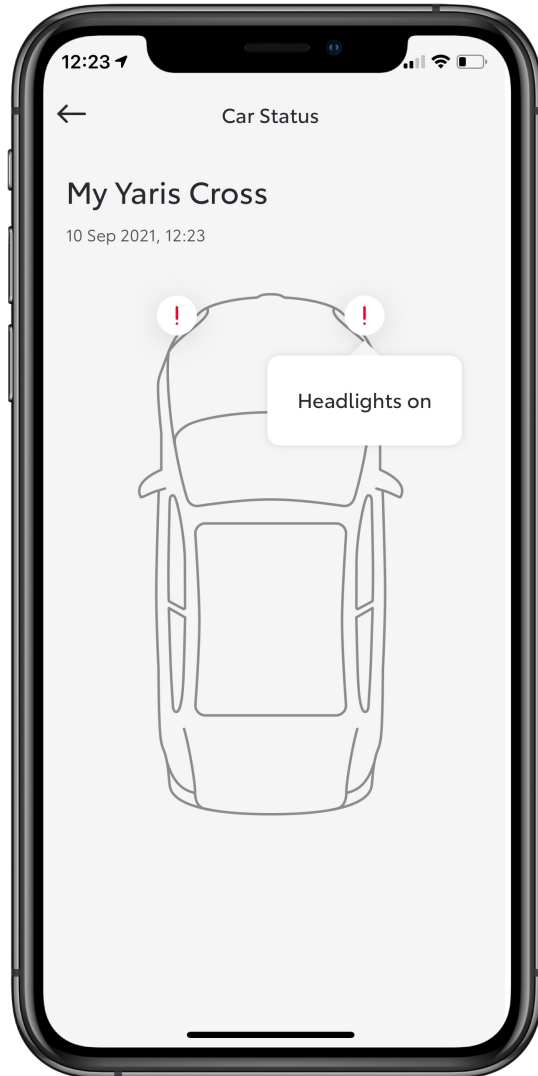


WHAT CAN WE TRACK (if available)?

- Doors
- Windows
- Slide roof
- **Boot**
- Lights
- Smart Key

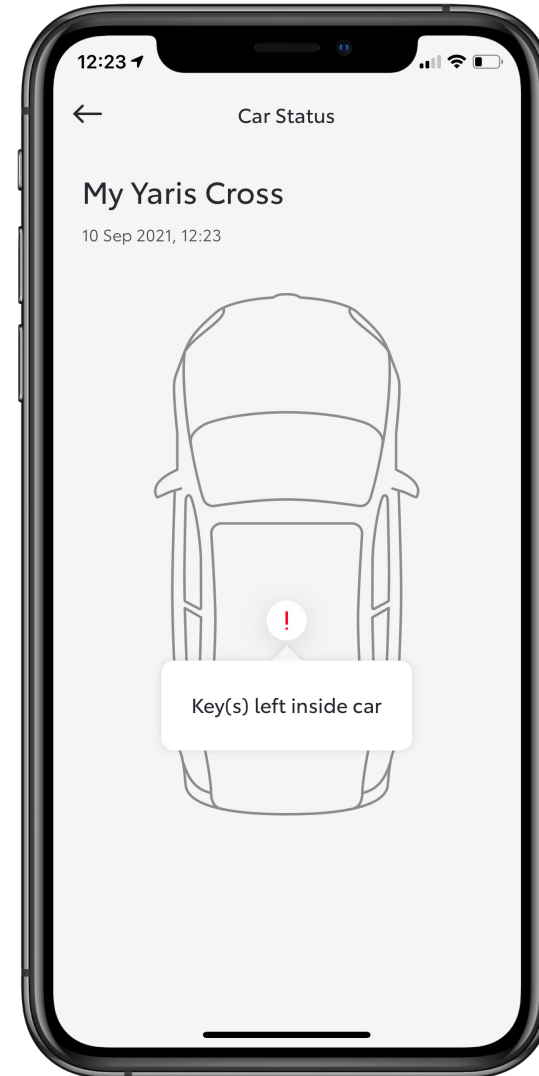


CAR STATUS



WHAT CAN WE TRACK (if available)?

- Doors
- Windows
- Slide roof
- Boot
- Lights
- Smart Key



WHAT CAN WE TRACK (if available)?

- Doors
- Windows
- Slide roof
- Boot
- Lights
- Smart Key

IMPORTANT: If the user disabled "Smart entry & start system" in the multimedia, the notification "Key(s) left inside the car" will always be on.

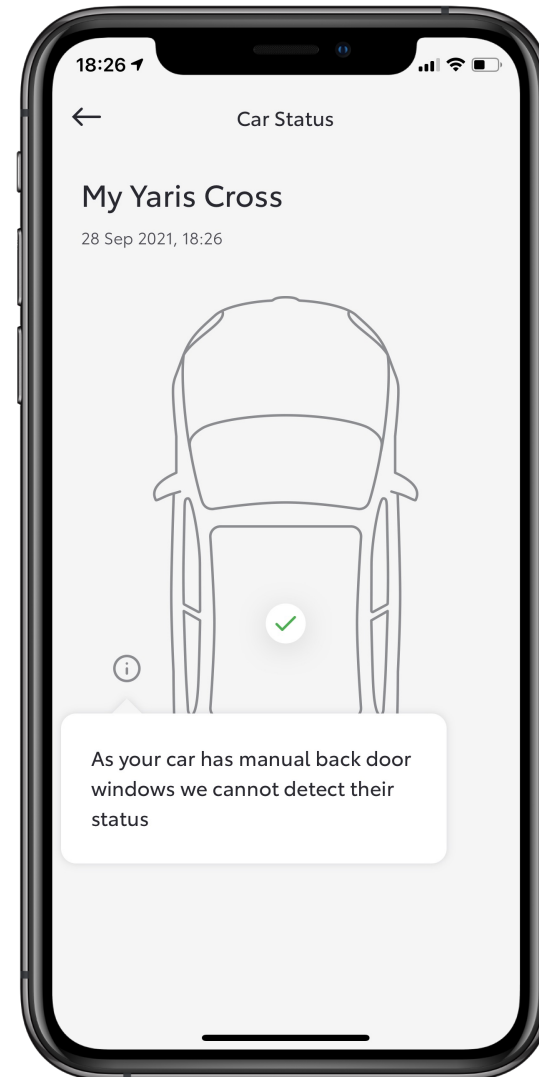


CAR STATUS



MANUAL WINDOWS

In the Car Status, an icon will be visible next to the back window so that the user is aware that the application cannot know the status of back window.



MANUAL WINDOWS

If the user taps on the icon, he can see the explanation.





REMOTE CONTROLS OVERVIEW – MYT


FORGOTTEN NOTIFICATIONS



FORGOTTEN NOTIFICATIONS

STEP 1

User turns off the ignition of the car.

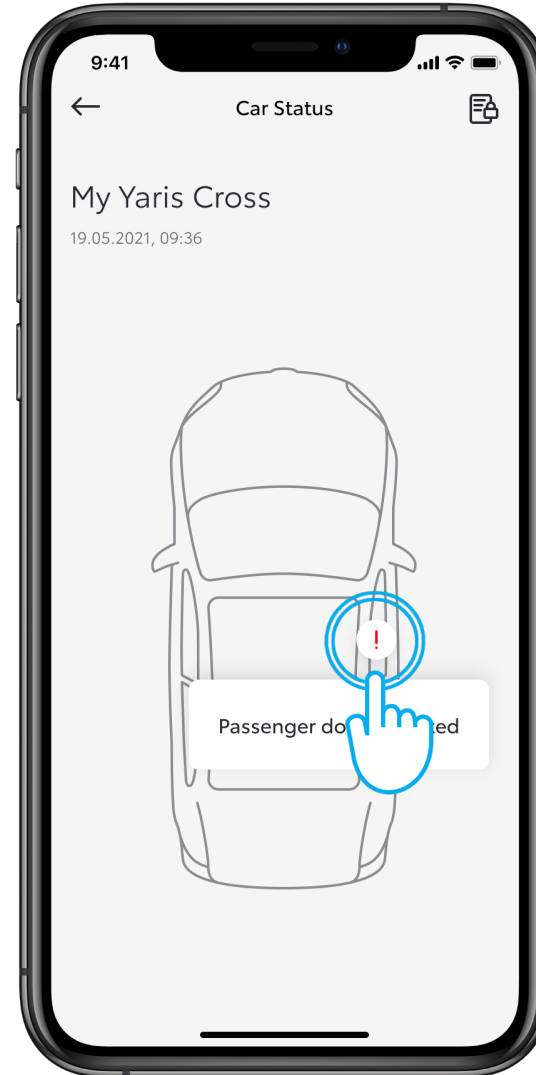


FORGOTTEN NOTIFICATIONS



STEP 2

4-8 minutes after the ignition off, the user will receive a push notification to remind him/her if anything is out of the ordinary with the status of the car.



STEP 3

When the user taps on the push notification, he/she is presented with the Car Protect screen with an overview of the items that are in the "warning" state.



FORGOTTEN NOTIFICATIONS

ADDITIONAL INFO

Forgotten notification at this stage track the following:

Windows open (one or multiple windows open)



Doors unlocked (if any of the doors are unlocked)



FORGOTTEN NOTIFICATIONS



Sliding roof open



Lights on (if head lamps or tail lamps are still on)



FORGOTTEN NOTIFICATIONS



If there are 2 or more monitored items in "warning" state, we will send one push notification with the message as in the example.



LIFE HAPPENS WHEN YOU CONNECT



Connected Services are continually improving, therefore visuals and app screens in this guide may slightly differ from those seen in your MyT app.

