



# HOW TO DELETE YOUR PERSONAL DATA ON NAVIGATION, MyT APP & MY TOYOTA CUSTOMER PORTAL

## Before selling or disposing of your car

A range of personal data is registered on your Navigation system, MyT App and in your My Toyota Customer Portal, to help provide you with a seamless customer journey.

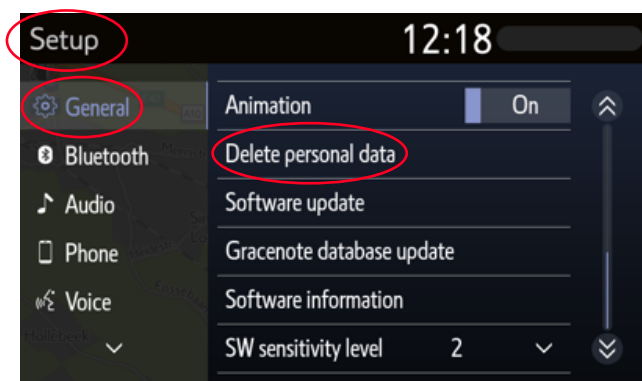
When selling or disposing of the vehicle, you must remove your personal data from these systems following the below steps.

## NAVIGATION

The following personal data may be in your navigation system:

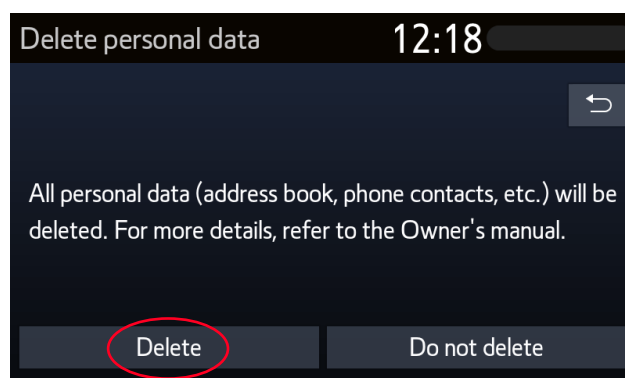
- Contact data, Call history data, Favourites data, Image data, All phone settings, Message settings

1. Select "Setup" → "General" → "Delete personal data"

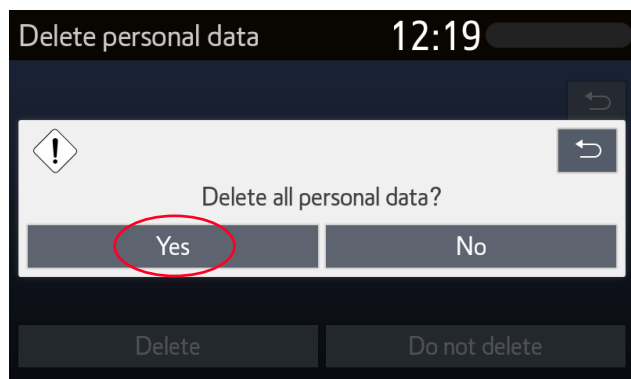


2. Select "Delete"

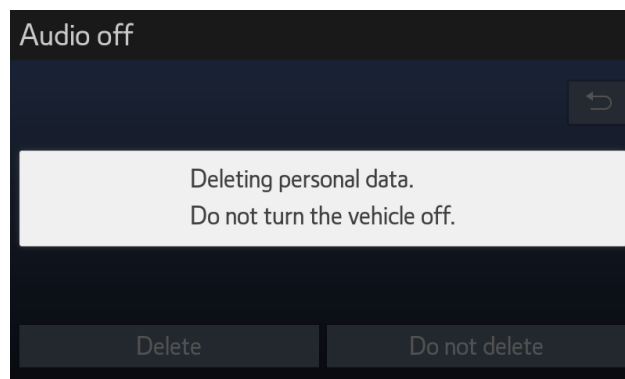
Please pay strict attention when initialising the data.



3. Select "Yes" when the confirmation screen appears.



4. Confirm that the data deletion is complete when the progression screen disappears



Note: This card is not intended as a replacement for your vehicle's owner's manual; which we recommend you refer to for additional details and limitations. Toyota accepts no liability for these instructions and/or consequences of any actions taken based on the information provided.


When selling your car, it is your responsibility to remove it from your MyT account, as specified in the Connected Services Terms of Use.

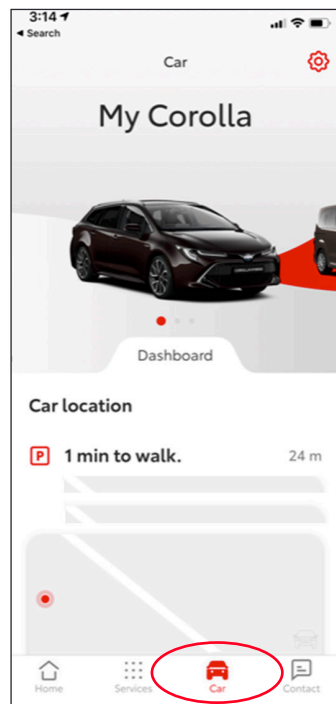
Don't cancel your account, as any future Toyota cars you may own can be added to the account.

**Note:** The deleted data cannot be retrieved afterwards and you will see only new data if you reactivate.

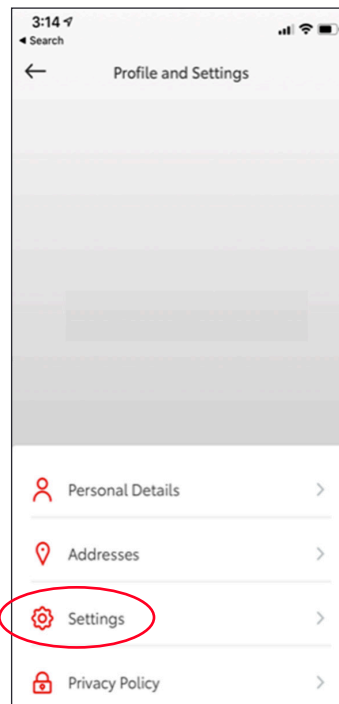
1. Open your MyT app



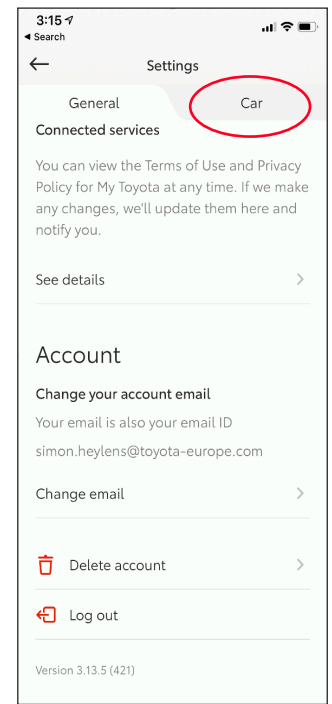
2. Click the Car icon  and choose your car if you have more than one



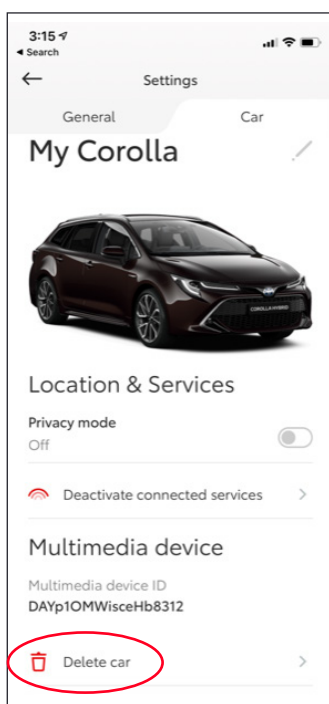
3. Select "Settings" 



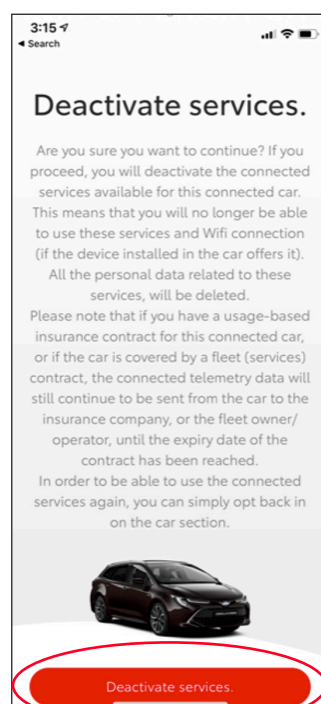
4. Select "Car" tab



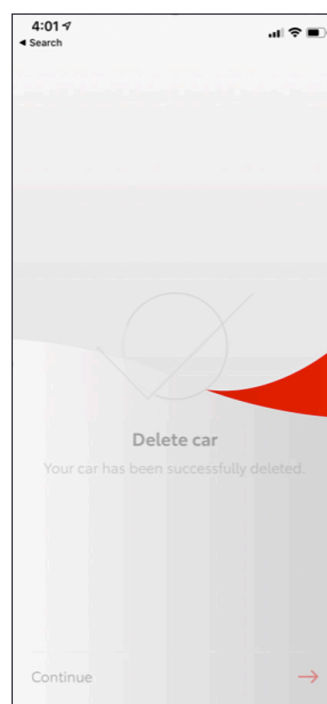
5. Choose "Delete car" to delete everything



6. Select "Delete your car"



7. Confirm the completion of data deletion for your car



Note: This card is not intended as a replacement for your vehicle's owner's manual; which we recommend you refer to for additional details and limitations. Toyota accepts no liability for these instructions and/or consequences of any actions taken based on the information provided.

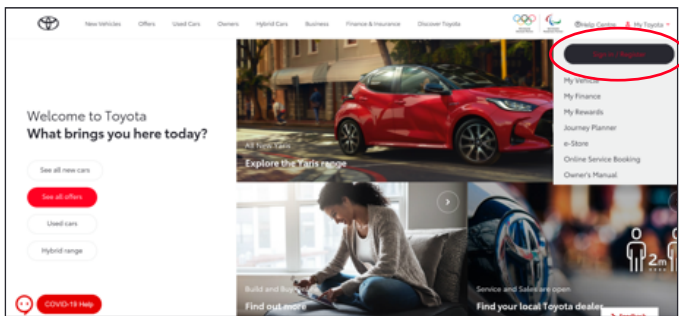
# MY TOYOTA CUSTOMER PORTAL

When selling your car, it is your responsibility to remove it from your MyT account, as specified in the Connected Services Terms of Use.

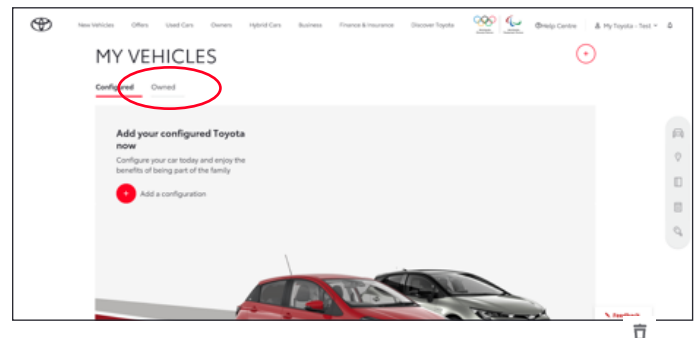
Don't cancel your account, as any future Toyota cars you may own can be added to the account.

**Note:** The deleted data cannot be retrieved afterwards and you will see only new data if you reactivate.

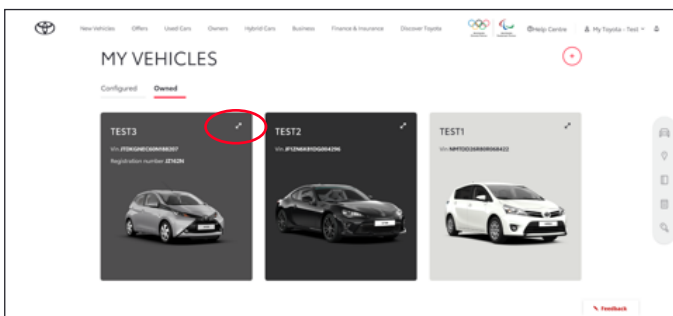
## 1. Sign in to your account



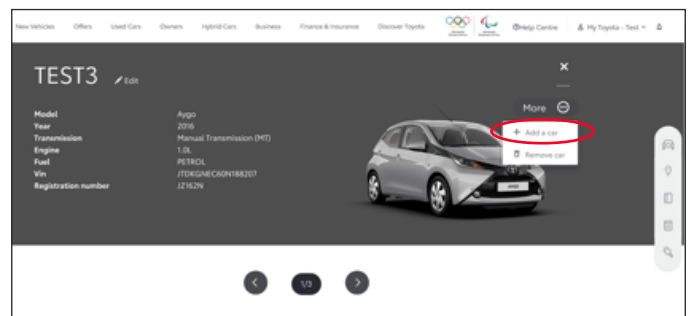
## 2. Select "Owned" tab



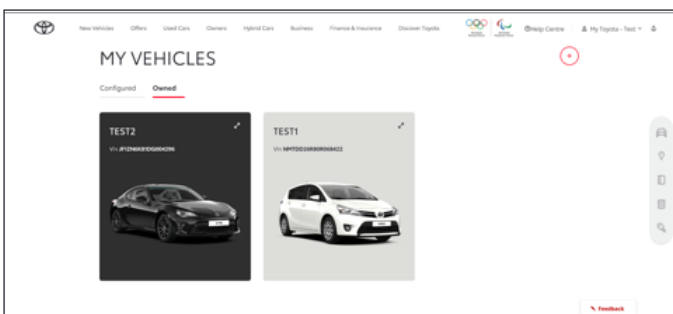
## 3. Click "Enlarge" icon in your car to be deleted



## 4. Click "menu" icon and select "Remove car"



## 5. Confirm the completion of data deletion for your car



Note: This card is not intended as a replacement for your vehicle's owner's manual; which we recommend you refer to for additional details and limitations. Toyota accepts no liability for these instructions and/or consequences of any actions taken based on the information provided.