
























<https://members.simi.ie/motorstats>



Results based on search parameters: Year: 2024; Comparison Year: 2024; Registration Type: Total New Registrations;

Passenger Cars By Make

Year to date. Exported on 1st February 2024

Rank		Make	2024 Units	% Share
1		TOYOTA	5,457	17.34%
2		HYUNDAI	3,792	12.05%
3		VOLKSWAGEN	3,005	9.55%
4		SKODA	2,718	8.64%
5		KIA	2,059	6.54%
6		NISSAN	1,608	5.11%
7		PEUGEOT	1,550	4.93%
8		AUDI	1,305	4.15%
9		FORD	1,297	4.12%
10		DACIA	1,017	3.23%
11		RENAULT	936	2.97%
12		BMW	931	2.96%
13		OPEL	862	2.74%
14		MERCEDES-BENZ	784	2.49%

15		SEAT	614	1.95%
16		SUZUKI	453	1.44%
17		BYD	434	1.38%
18		MAZDA	355	1.13%
19		CUPRA	336	1.07%
20		CITROEN	332	1.05%
21		MG	323	1.03%
22		VOLVO	300	0.95%
23		LAND ROVER	295	0.94%
24		LEXUS	188	0.60%
25		MINI	85	0.27%
26		PORSCHE	82	0.26%
27		FIAT	76	0.24%
28		TESLA	66	0.21%
29		JEEP	40	0.13%
30		DS	39	0.12%
31		HONDA	33	0.10%
32		POLESTAR	31	0.10%
33		ALFA ROMEO	23	0.07%
34		JAGUAR	17	0.05%
35		GWM	11	0.03%
36		SSANGYONG	9	0.03%

37		SUBARU	6	0.02%
38		INEOS	1	0.00%