




















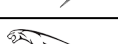




<https://members.simi.ie/motorstats>


Results based on search parameters: Year: 2023; Comparison Year: 2023; Registration Type: Total New Registrations;

### Passenger Cars By Make

Year to date. Exported on 5th January 2024

Rank		Make	2023 Units	% Share
1		TOYOTA	16,532	13.57%
2		VOLKSWAGEN	13,368	10.97%
3		HYUNDAI	11,792	9.68%
4		SKODA	10,180	8.35%
5		KIA	9,146	7.51%
6		FORD	6,057	4.97%
7		AUDI	5,258	4.32%
8		BMW	4,797	3.94%
9		DACIA	4,729	3.88%
10		PEUGEOT	4,524	3.71%
11		NISSAN	4,473	3.67%
12		RENAULT	4,108	3.37%
13		TESLA	3,371	2.77%
14		MERCEDES-BENZ	2,930	2.40%

15		OPEL	2,766	2.27%
16		SEAT	2,752	2.26%
17		VOLVO	2,133	1.75%
18		SUZUKI	2,107	1.73%
19		MG	1,724	1.41%
20		CUPRA	1,655	1.36%
21		CITROEN	1,372	1.13%
22		MAZDA	1,314	1.08%
23		LAND ROVER	726	0.60%
24		MINI	712	0.58%
25		LEXUS	610	0.50%
26		FIAT	566	0.46%
27		BYD	540	0.44%
28		PORSCHE	468	0.38%
29		POLESTAR	313	0.26%
30		HONDA	237	0.19%
31		DS	209	0.17%
32		JAGUAR	89	0.07%
33		JEEP	76	0.06%
34		ALFA ROMEO	64	0.05%
35		SSANGYONG	63	0.05%
36		SUBARU	41	0.03%

37		ORA	32	0.03%
38		MAXUS	8	0.01%
39		LAMBORGHINI	2	0.00%
40		INEOS	2	0.00%
41		BENTLEY	2	0.00%
42		FERRARI	1	0.00%
43		CHEVROLET	1	0.00%